
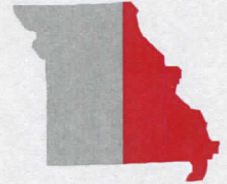


Safety Belt Use



Only eight states rank lower in safety belt use than Missouri.

Missouri Statewide



2014

578 Killed
62% Unbelted

2015

641 Killed
63% Unbelted

Teens (15-19)

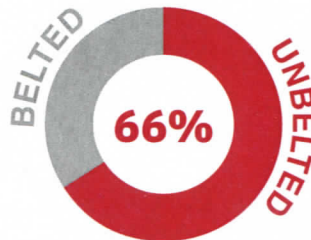



2014

58 Killed
67% Unbelted

2015

64 Killed
75% Unbelted



What are Drivers' Odds?

IN A CRASH:

Unbelted - 1 in 30
chance of being killed.

Belted - 1 in 1,237
chance of being killed.

Pass a Primary, SAVE:

43 Lives

512 Serious Injuries
\$118 million in costs

The REALITY:

From 2012 to 2014,
66% of all drivers and passengers
killed in crashes were
unrestrained.

Pickup



2014

125 Killed
80% Unbelted

2015

149 Killed
77% Unbelted

